

Signify Classified - Internal
Cooper Lighting Solutions Photometric Lab
1121 Highway 74 South
Peachtree City, GA 30269



Scaled data based on original data using
LM-79-08 Approved Method: Electrical and Photometric Measurements of Solid-
State Lighting Products

Test Report Prepared for
Cooper Lighting Solutions
(formerly Eaton)

Brand: STREETWORKS

Report Number: P867942

Luminaire Tested: **MEM2-HSN-SA-100-740-U-T2R-HSS**

Issue Date: 08/21/2024



Test Information

Test Method: LM-79-08
Report Number: P867942
Test Lab: INNOVATION CENTER(G3)
Issue Date: 08/21/2024
Manufacturer: COOPER LIGHTING SOLUTIONS (FORMERLY EATON)
Product Line: STREETWORKS
Catalog Number: MEM2-HSN-SA-100-740-U-T2R-HSS
Description: EPIC MODERN SHORT HOUSING DISCRETE LED ARRAYS 100W 70CRI 4000K
FITXURE w/ TYPE II ROADWAY DISTRIBUTION OPTIC AND HOUSE SIDE SHIELD
Light Source: (20) 4000K CCT, 70 CRI LEDS
Ballast/Driver: ELECTRONIC DRIVER

Summary

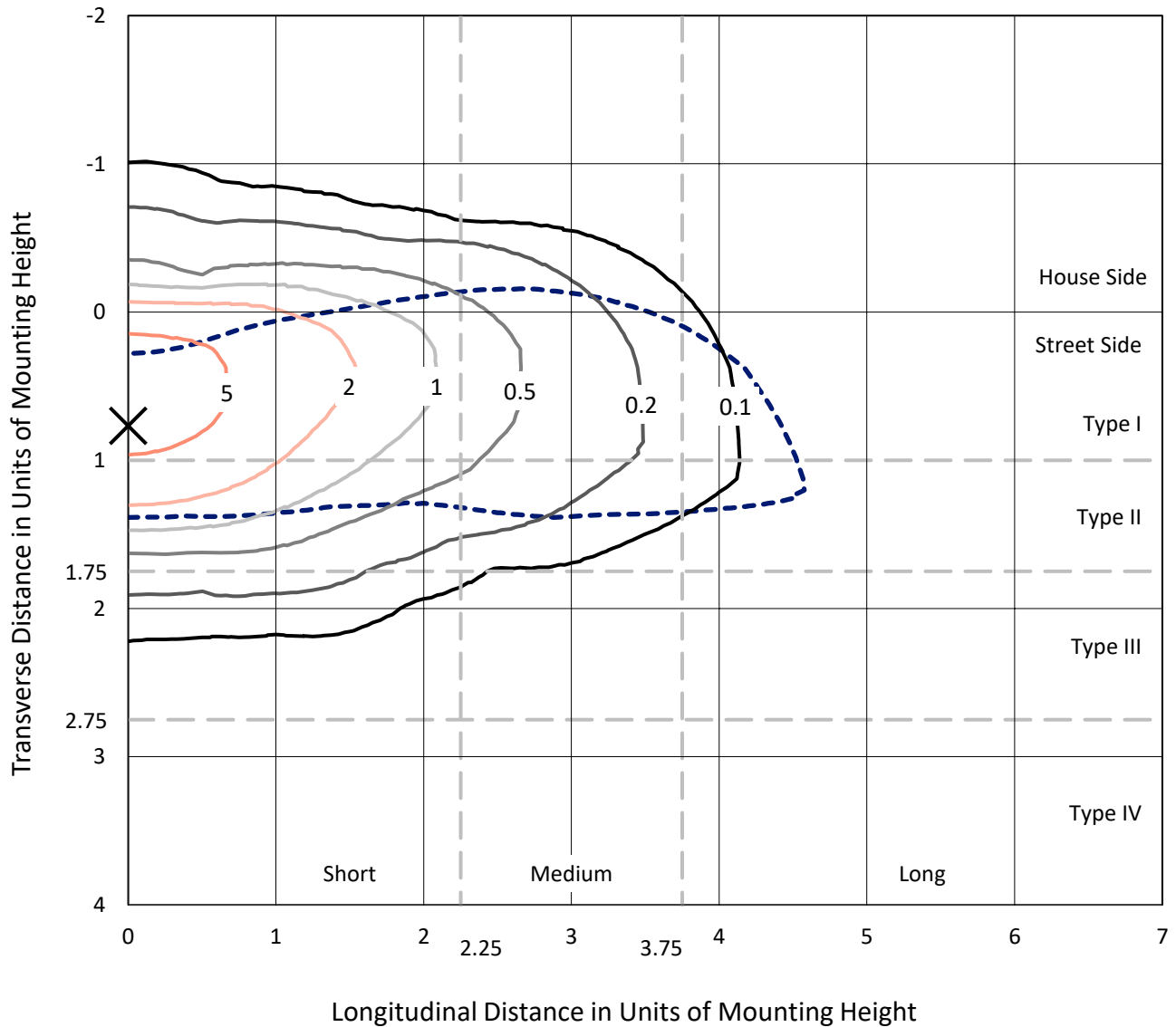
Lumens per Lamp: N/A
Luminaire Lumens: 9173 lumens
Efficiency: N/A
Efficacy: 101.9 lumens/watt
Luminous Opening: Rectangular (W 0.67' x L: 0.33' x H: 0')
IES Classification: Type II - Short
BUG Rating: B1 - U0 - G2

Input Watts (W): 90
Input Voltage (V): 120
Input Current (A_{in}): NR
Voltage Rise (V): NR
Power Factor: 0.99
Total Harmonic Distortion (THDi): 6.20%
Frequency (hertz): 60
Stabilization Time: NR
Operation Time: NR
Ambient Temperature (°C): NR
Test Distance: 24 FT

REPORT NUMBER: P867942
 CATALOG NUMBER: MEM2-HSN-SA-100-740-U-T2R-HSS

Iso-Footcandle Lines of Horizontal Illumination

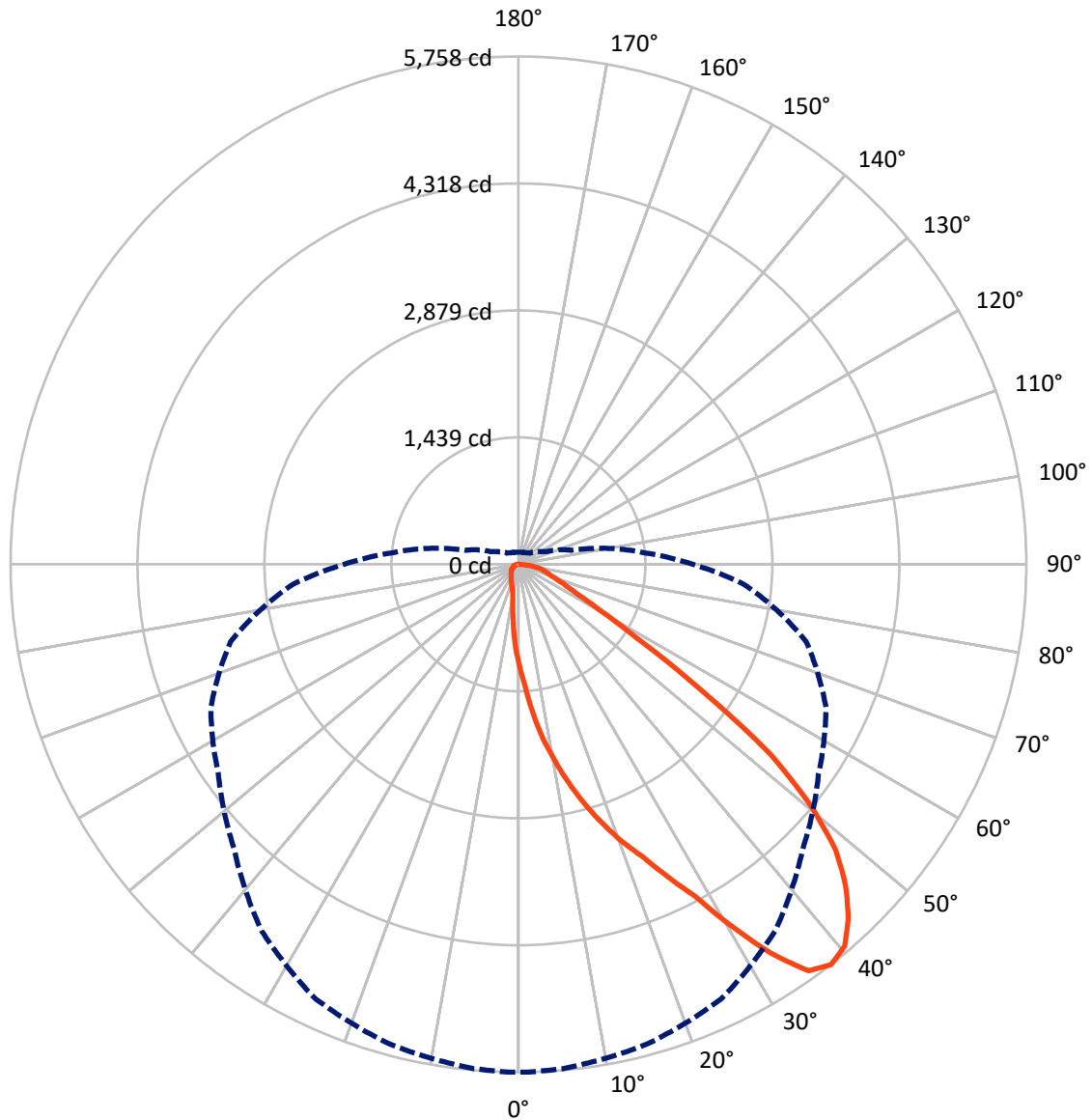
× Max cd
 - - - 1/2 Max cd



Based on 20 foot mounting height. Maximum calculated value = 7.9 fc
 Type II - Short - N/A

REPORT NUMBER: P867942
CATALOG NUMBER: MEM2-HSN-SA-100-740-U-T2R-HSS

Luminous Intensity Polar Plot



— Vertical Plane Through 0-Deg Lateral - - - Horizontal Cone Through 37.5-Deg Vertical

REPORT NUMBER: P867942
 CATALOG NUMBER: MEM2-HSN-SA-100-740-U-T2R-HSS

FLUX DISTRIBUTION:

		Downward	Upward	Total
House Side	Lumens	1094.1	0.0	1094.1
	% Fixture	11.9	0.0	11.9
Street Side	Lumens	8079.0	0.0	8079.0
	% Fixture	88.1	0.0	88.1
Total	Lumens	9173.0	0.0	9173.0
	% Fixture	100.0	0.0	100.0

Coefficient of Utilization

ZONAL LUMENS:

Zone	Lumens	% Fixture
0°-10°	114.0	1.2
10°-20°	398.6	4.3
20°-30°	822.5	9.0
30°-40°	1447.1	15.8
40°-50°	1964.9	21.4
50°-60°	1946.7	21.2
60°-70°	1498.7	16.3
70°-80°	869.8	9.5
80°-90°	110.6	1.2
90°-100°	0.0	0.0
100°-110°	0.0	0.0
110°-120°	0.0	0.0
120°-130°	0.0	0.0
130°-140°	0.0	0.0
140°-150°	0.0	0.0
150°-160°	0.0	0.0
160°-170°	0.0	0.0
170°-180°	0.0	0.0
0°-90°	9173.0	100.0
0°-180°	9173.0	100.0



REPORT NUMBER: P867942

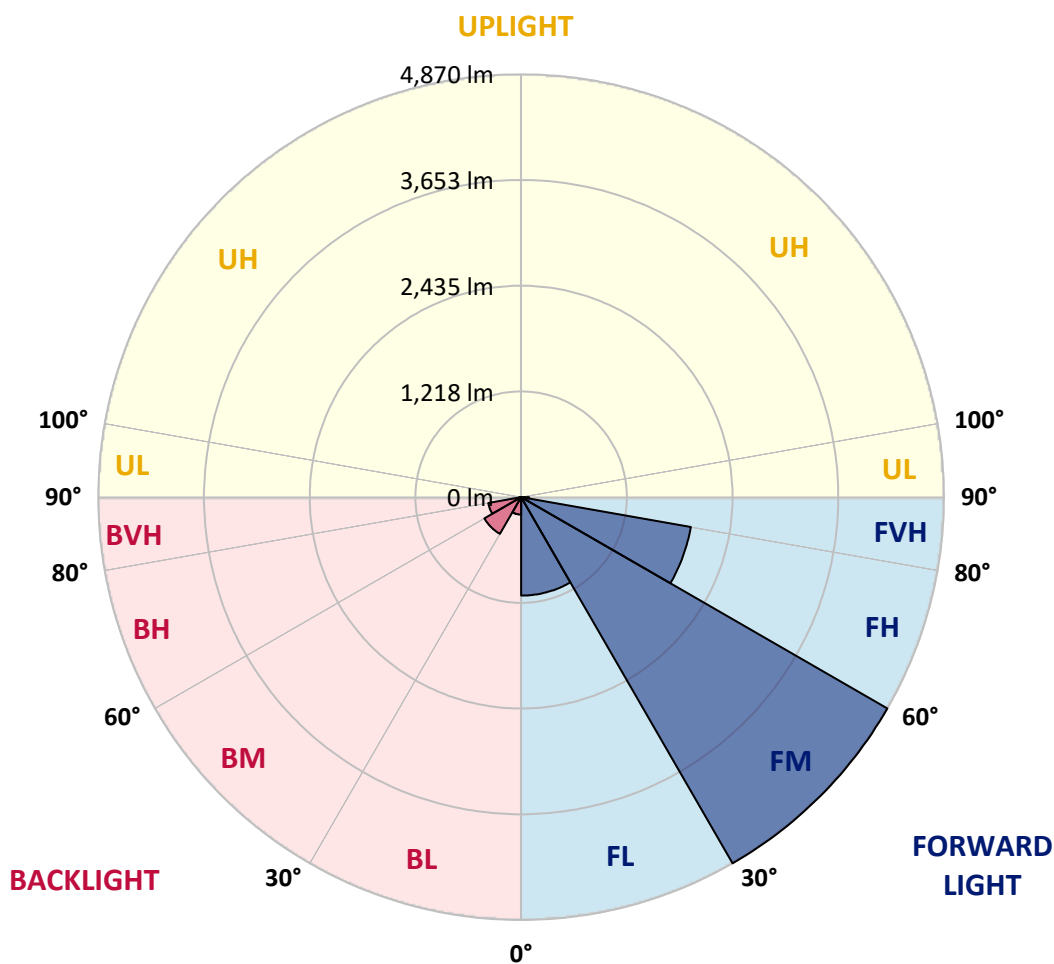
CATALOG NUMBER: MEM2-HSN-SA-100-740-U-T2R-HSS

LUMINAIRE CLASSIFICATION SYSTEM LUMEN TABLE AND BUG RATING:

Zone	Lumens	% Fixture	Zone Rating/Lumen Limit		
			B	U	G
FL (0°-30°)	1134.0	12.4			
FM (30°-60°)	4870.1	53.1			
FH (60°-80°)	1984.7	21.6			G2/5000
FVH (80°-90°)	90.2	1.0			G1/100
BL (0°-30°)	201.2	2.2	B1/500		
BM (30°-60°)	488.6	5.3	B1/1000		
BH (60°-80°)	383.9	4.2	B1/500		G1/500
BVH (80°-90°)	20.4	0.2			G1/100
UL (90°-100°)	0.0	0.0		U0/0	
UH (100°-180°)	0.0	0.0		U0/0	

BUG Rating: B1-U0-G2

Type II Short





REPORT NUMBER: P867942

CATALOG NUMBER: MEM2-HSN-SA-100-740-U-T2R-HSS

CANDELA DISTRIBUTION (FULL):

	0°	1°	5°	15°	25°	35°	45°	55°	65°	75°	85°
0°	1136.7	1136.7	1136.7	1136.7	1136.7	1136.7	1136.7	1136.7	1136.7	1136.7	1136.7
2.5°	1369.6	1390.1	1374.8	1362.0	1344.0	1326.1	1300.5	1272.3	1236.5	1193.0	1154.6
5°	1679.4	1689.6	1684.5	1676.8	1620.5	1566.8	1513.0	1446.4	1354.3	1272.3	1185.3
7.5°	1989.2	1984.0	1971.2	1948.2	1897.0	1835.6	1738.3	1628.2	1497.6	1354.3	1218.6
10°	2260.5	2268.2	2258.0	2222.1	2158.1	2073.6	1955.9	1830.4	1653.8	1454.1	1264.7
12.5°	2544.7	2549.8	2549.8	2473.0	2429.5	2298.9	2173.5	2004.5	1807.4	1577.0	1318.4
15°	2823.7	2813.5	2813.5	2762.3	2685.5	2539.6	2398.8	2194.0	1971.2	1692.2	1379.9
17.5°	3090.0	3095.1	3072.1	3015.7	2941.5	2800.7	2626.6	2401.3	2132.5	1830.4	1443.9
20°	3353.7	3338.3	3328.1	3271.8	3192.4	3026.0	2859.6	2603.6	2322.0	1986.6	1533.5
22.5°	3599.4	3607.1	3581.5	3491.9	3417.7	3266.6	3077.2	2841.7	2521.7	2142.8	1630.8
25°	3916.9	3891.3	3914.3	3806.8	3691.6	3512.4	3297.4	3064.4	2739.3	2334.8	1751.1
27.5°	4254.8	4270.2	4257.4	4139.6	3983.5	3742.8	3517.5	3269.2	2959.4	2516.5	1886.8
30°	4759.1	4751.5	4754.0	4577.4	4318.8	4032.1	3755.6	3484.2	3179.6	2739.3	2045.5
32.5°	5258.4	5286.5	5217.4	5061.2	4764.3	4331.6	3993.7	3691.6	3392.1	2931.3	2206.8
35°	5660.3	5652.6	5624.4	5450.4	5156.0	4736.1	4265.1	3922.0	3617.4	3166.8	2386.0
37.5°	5757.6	5757.6	5739.7	5632.1	5437.6	5074.0	4559.5	4152.4	3847.8	3376.7	2560.1
40°	5693.6	5680.8	5670.5	5598.8	5493.9	5278.8	4869.2	4390.5	4093.5	3648.1	2752.1
42.5°	5483.6	5486.2	5473.4	5432.4	5376.1	5294.2	5061.2	4643.9	4334.2	3904.1	2941.5
45°	5202.0	5207.2	5191.8	5186.7	5158.5	5158.5	5104.8	4843.6	4562.0	4165.2	3148.9
47.5°	4841.1	4838.5	4830.8	4818.0	4874.4	4935.8	4984.4	4956.3	4764.3	4446.8	3335.8
50°	4290.7	4285.5	4308.6	4372.6	4510.8	4646.5	4789.9	4923.0	4910.2	4707.9	3561.0
52.5°	3576.4	3543.1	3568.7	3765.8	4050.0	4352.1	4554.3	4764.3	4984.4	4984.4	3783.8
55°	2501.2	2529.3	2544.7	2834.0	3394.6	3914.3	4270.2	4541.5	4956.3	5204.6	4029.5
57.5°	1592.4	1602.6	1648.7	1961.0	2618.9	3269.2	3899.0	4344.4	4851.3	5388.9	4275.3
60°	1072.7	1036.8	1072.7	1251.9	1884.2	2565.2	3353.7	4096.1	4700.3	5522.0	4546.7
62.5°	757.8	755.2	765.5	870.4	1344.0	1927.7	2670.1	3760.7	4579.9	5529.7	4748.9
65°	611.9	593.9	601.6	660.5	901.1	1413.2	1958.4	3154.0	4472.4	5394.0	4848.8
67.5°	491.5	483.9	489.0	527.4	675.9	1062.4	1379.9	2398.8	4244.6	5163.6	4792.4
70°	401.9	404.5	407.0	445.5	537.6	803.9	985.6	1646.1	3758.2	4902.5	4539.0
72.5°	348.2	348.2	350.7	376.3	450.6	637.5	745.0	1070.1	3041.3	4620.9	4073.1
75°	307.2	307.2	307.2	330.2	384.0	512.0	578.6	732.2	2183.7	4098.7	3369.0
77.5°	266.2	268.8	268.8	289.3	330.2	399.4	445.5	506.9	1392.7	3166.8	2549.8
80°	204.8	204.8	207.4	230.4	281.6	312.3	327.7	358.4	732.2	1989.2	1618.0
82.5°	143.4	145.9	145.9	148.5	189.4	192.0	176.6	179.2	266.2	660.5	614.4
85°	15.4	17.9	20.5	20.5	33.3	41.0	43.5	41.0	43.5	76.8	76.8
87.5°	0.0	0.0	0.0	0.0	2.6	5.1	5.1	7.7	7.7	7.7	7.7
90°	0.0	0.0	0.0	0.0	0.0	0.0	0.0	0.0	0.0	0.0	0.0



REPORT NUMBER: P867942

CATALOG NUMBER: MEM2-HSN-SA-100-740-U-T2R-HSS

CANDELA DISTRIBUTION (continued):

	90°	95°	105°	115°	125°	135°	145°	155°	165°	175°	180°
0°	1136.7	1136.7	1136.7	1136.7	1136.7	1136.7	1136.7	1136.7	1136.7	1136.7	1136.7
2.5°	1134.1	1116.2	1077.8	1044.5	1013.8	988.2	970.3	947.2	929.3	929.3	939.5
5°	1141.8	1100.8	1021.5	947.2	888.3	832.0	780.8	747.5	721.9	706.6	706.6
7.5°	1152.0	1090.6	970.3	857.6	765.5	675.9	596.5	558.1	519.7	506.9	509.5
10°	1172.5	1085.5	924.2	778.3	640.0	527.4	450.6	409.6	389.1	378.9	378.9
12.5°	1195.5	1085.5	875.5	688.7	527.4	412.2	366.1	335.4	325.1	320.0	314.9
15°	1226.3	1090.6	834.6	593.9	430.1	348.2	314.9	297.0	286.7	281.6	281.6
17.5°	1262.1	1095.7	791.1	517.1	366.1	307.2	281.6	268.8	258.6	253.4	253.4
20°	1308.2	1108.5	747.5	448.0	320.0	281.6	258.6	245.8	235.5	233.0	230.4
22.5°	1364.5	1129.0	704.0	391.7	289.3	256.0	235.5	225.3	217.6	212.5	212.5
25°	1431.1	1154.6	670.7	350.7	266.2	238.1	220.2	207.4	199.7	197.1	197.1
27.5°	1523.2	1198.1	637.5	320.0	248.3	220.2	202.2	192.0	184.3	181.8	179.2
30°	1610.3	1251.9	622.1	312.3	235.5	204.8	192.0	179.2	171.5	169.0	166.4
32.5°	1722.9	1313.3	611.9	312.3	230.4	194.6	179.2	169.0	161.3	158.7	156.2
35°	1843.2	1385.0	611.9	322.6	233.0	186.9	169.0	158.7	151.0	145.9	145.9
37.5°	1973.8	1456.7	617.0	337.9	240.6	181.8	158.7	148.5	140.8	138.2	138.2
40°	2112.0	1554.0	627.2	350.7	248.3	179.2	148.5	140.8	133.1	128.0	128.0
42.5°	2240.1	1630.8	645.1	366.1	253.4	176.6	140.8	133.1	125.4	122.9	122.9
45°	2388.5	1715.2	660.5	376.3	253.4	169.0	133.1	125.4	120.3	117.8	115.2
47.5°	2506.3	1784.4	668.2	381.4	248.3	161.3	125.4	120.3	115.2	110.1	112.6
50°	2649.7	1858.6	681.0	384.0	238.1	151.0	120.3	112.6	107.5	105.0	105.0
52.5°	2787.9	1932.8	691.2	378.9	225.3	138.2	112.6	107.5	102.4	97.3	97.3
55°	2951.7	2014.8	706.6	371.2	204.8	125.4	105.0	99.8	92.2	89.6	87.0
57.5°	3138.6	2122.3	719.4	355.8	179.2	112.6	99.8	92.2	81.9	76.8	76.8
60°	3310.2	2245.2	729.6	317.4	156.2	105.0	92.2	84.5	74.2	71.7	71.7
62.5°	3494.5	2373.2	729.6	250.9	133.1	94.7	87.0	79.4	69.1	66.6	66.6
65°	3622.5	2488.4	706.6	186.9	112.6	89.6	84.5	74.2	64.0	61.4	61.4
67.5°	3658.3	2560.1	642.6	133.1	97.3	84.5	79.4	69.1	61.4	56.3	56.3
70°	3543.1	2503.7	524.8	102.4	84.5	76.8	71.7	64.0	56.3	53.8	53.8
72.5°	3212.9	2288.7	391.7	87.0	74.2	71.7	66.6	58.9	53.8	51.2	51.2
75°	2690.6	1902.1	276.5	76.8	69.1	64.0	58.9	53.8	48.6	48.6	48.6
77.5°	2037.8	1374.8	171.5	69.1	58.9	58.9	53.8	48.6	46.1	43.5	43.5
80°	1315.9	867.9	97.3	48.6	41.0	43.5	38.4	33.3	33.3	30.7	30.7
82.5°	558.1	343.0	51.2	28.2	20.5	17.9	12.8	12.8	10.2	10.2	10.2
85°	56.3	20.5	10.2	7.7	7.7	5.1	5.1	5.1	5.1	2.6	2.6
87.5°	7.7	7.7	7.7	5.1	5.1	5.1	2.6	2.6	2.6	2.6	2.6
90°	0.0	0.0	0.0	0.0	0.0	0.0	0.0	0.0	0.0	0.0	0.0

LM-79-2019: Approved Method: Electrical and Photometric Measurements of Solid-
State Lighting Products

Report Prepared for

Cooper Lighting Solutions

Streetworks

Report Number: SP1-2407-157-5

Test Date: 08/07/2024

Luminaire Tested: MEM2-HTN-SA-40-740-U-5WQ-2

Data in this report applies to families of products including MEM2-HTN-SA-40-740-U-5WQ-2

Test Information

Test Method: LM-79-2019
 Report Number: SP1-2407-157-5
 Test Lab: COOPER LIGHTING SOLUTIONS
 Photometer: SP1 - 76IN SPHERE
 Measurement Geometry: 4π
 Issue Date: 08/20/2024
 Manufacturer: COOPER LIGHTING SOLUTIONS
 Product Line: Streetworks
 Catalog Number: **MEM2-HTN-SA-40-740-U-5WQ-2**
 Description: Epic Modern Light Square 40W 5WQ Optic and Flare Trim

Spectral Parameters

CCT (K): 3915
 CIE u': 0.2262
 CIE v': 0.5044
 Duv: 0.0010
 CIE x: 0.3850
 CIE y: 0.3816
 CIE z: 0.2334
 Peak Wavelength (nm): 449
 Dominant Wavelength (nm): 578
 Purity: 30.05482
 Rf: 73.2
 Rg: 93.9

CRI (Ra):	71.0		
R1:	67.6	R9:	-38.4
R2:	78.3	R10:	48.9
R3:	87.1	R11:	65.3
R4:	69.7	R12:	40.4
R5:	67.4	R13:	69.3
R6:	69.3	R14:	92.6
R7:	79.7	R15:	59.9
R8:	48.7		



Test Conditions

Stabilization Time: 21M
 Operation Time: 1H 21M
 Sphere Temperature (°C): 24.2

REPORT NUMBER: SP1-2407-157-5

Measurement and Test Equipment			
Instrument	Identification Number	Calibration Date	Calibration Due Date
Photometer	IN0058	6/18/2024	12/18/2024
Power Meter	INXT2011004	2/8/2024	2/8/2025
AC Power Source	IN0063	10/24/2023	10/24/2024
DC Power Source	IN0208	10/24/2023	10/24/2024
Sphere Thermometer	IN0085	10/24/2023	10/24/2024
Room Thermometer	IN0046	10/24/2023	10/24/2024

REPORT NUMBER: SP1-2407-157-5

CIE 1931 Chromaticity Diagram



CIE 1931 Chromaticity Diagram with 2017 ANSI 7-Step and 4-Step Quadrangles



CCT = 3915K
 CIE x = 0.3850
 CIE y = 0.3816
 Duv = 0.0010

Point lies inside the ANSI 4000K 4-step quadrangle

REPORT NUMBER: SP1-2407-157-5

Photopic Flux vs. Wavelength



Photopic Lumens: NR

λ (nm)	Power W [^] /nm	Lumens (φ/nm)	λ (nm)	Power W [^] /nm	Lumens (φ/nm)	λ (nm)	Power W [^] /nm	Lumens (φ/nm)	λ (nm)	Power W [^] /nm	Lumens (φ/nm)	λ (nm)	Power W [^] /nm	Lumens (φ/nm)
360	0	NR	490	112	NR	620	618	NR	750	15	NR	880	0	NR
365	0	NR	495	153	NR	625	563	NR	755	13	NR	885	0	NR
370	0	NR	500	216	NR	630	510	NR	760	11	NR	890	0	NR
375	0	NR	505	291	NR	635	456	NR	765	9	NR	895	0	NR
380	0	NR	510	366	NR	640	407	NR	770	8	NR	900	0	NR
385	0	NR	515	436	NR	645	359	NR	775	7	NR	905	0	NR
390	0	NR	520	492	NR	650	316	NR	780	6	NR	910	0	NR
395	2	NR	525	536	NR	655	277	NR	785	5	NR	915	0	NR
400	4	NR	530	567	NR	660	240	NR	790	4	NR	920	0	NR
405	7	NR	535	596	NR	665	208	NR	795	4	NR	925	0	NR
410	12	NR	540	619	NR	670	179	NR	800	3	NR	930	0	NR
415	25	NR	545	644	NR	675	154	NR	805	3	NR	935	0	NR
420	51	NR	550	671	NR	680	133	NR	810	3	NR	940	0	NR
425	100	NR	555	701	NR	685	114	NR	815	2	NR	945	0	NR
430	180	NR	560	735	NR	690	98	NR	820	2	NR	950	0	NR
435	315	NR	565	768	NR	695	83	NR	825	2	NR	955	0	NR
440	514	NR	570	798	NR	700	71	NR	830	1	NR	960	0	NR
445	828	NR	575	825	NR	705	61	NR	835	1	NR	965	0	NR
450	992	NR	580	843	NR	710	52	NR	840	1	NR	970	0	NR
455	652	NR	585	848	NR	715	44	NR	845	1	NR	975	0	NR
460	382	NR	590	844	NR	720	38	NR	850	1	NR	980	0	NR
465	282	NR	595	826	NR	725	32	NR	855	1	NR	985	0	NR
470	180	NR	600	800	NR	730	28	NR	860	1	NR	990	0	NR
475	119	NR	605	762	NR	735	24	NR	865	1	NR	995	0	NR
480	101	NR	610	719	NR	740	20	NR	870	1	NR	1000	0	NR
485	98	NR	615	669	NR	745	17	NR	875	0	NR			

REPORT NUMBER: SP1-2407-157-5

Scotopic Flux vs. Wavelength



Scotopic Lumens: NR

S/P: 1.49

λ (nm)	Power W [^] /nm	Lumens (φ/nm)	λ (nm)	Power W [^] /nm	Lumens (φ/nm)	λ (nm)	Power W [^] /nm	Lumens (φ/nm)	λ (nm)	Power W [^] /nm	Lumens (φ/nm)	λ (nm)	Power W [^] /nm	Lumens (φ/nm)
360	0	NR	490	112	NR	620	618	NR	750	15	NR	880	0	NR
365	0	NR	495	153	NR	625	563	NR	755	13	NR	885	0	NR
370	0	NR	500	216	NR	630	510	NR	760	11	NR	890	0	NR
375	0	NR	505	291	NR	635	456	NR	765	9	NR	895	0	NR
380	0	NR	510	366	NR	640	407	NR	770	8	NR	900	0	NR
385	0	NR	515	436	NR	645	359	NR	775	7	NR	905	0	NR
390	0	NR	520	492	NR	650	316	NR	780	6	NR	910	0	NR
395	2	NR	525	536	NR	655	277	NR	785	5	NR	915	0	NR
400	4	NR	530	567	NR	660	240	NR	790	4	NR	920	0	NR
405	7	NR	535	596	NR	665	208	NR	795	4	NR	925	0	NR
410	12	NR	540	619	NR	670	179	NR	800	3	NR	930	0	NR
415	25	NR	545	644	NR	675	154	NR	805	3	NR	935	0	NR
420	51	NR	550	671	NR	680	133	NR	810	3	NR	940	0	NR
425	100	NR	555	701	NR	685	114	NR	815	2	NR	945	0	NR
430	180	NR	560	735	NR	690	98	NR	820	2	NR	950	0	NR
435	315	NR	565	768	NR	695	83	NR	825	2	NR	955	0	NR
440	514	NR	570	798	NR	700	71	NR	830	1	NR	960	0	NR
445	828	NR	575	825	NR	705	61	NR	835	1	NR	965	0	NR
450	992	NR	580	843	NR	710	52	NR	840	1	NR	970	0	NR
455	652	NR	585	848	NR	715	44	NR	845	1	NR	975	0	NR
460	382	NR	590	844	NR	720	38	NR	850	1	NR	980	0	NR
465	282	NR	595	826	NR	725	32	NR	855	1	NR	985	0	NR
470	180	NR	600	800	NR	730	28	NR	860	1	NR	990	0	NR
475	119	NR	605	762	NR	735	24	NR	865	1	NR	995	0	NR
480	101	NR	610	719	NR	740	20	NR	870	1	NR	1000	0	NR
485	98	NR	615	669	NR	745	17	NR	875	0	NR			

REPORT NUMBER: SP1-2407-157-5

Melanopic Flux vs. Wavelength



Melanopic Lumens: NR

M/P: 2.88

λ (nm)	Power W [^] /nm	Lumens (φ/nm)	λ (nm)	Power W [^] /nm	Lumens (φ/nm)	λ (nm)	Power W [^] /nm	Lumens (φ/nm)	λ (nm)	Power W [^] /nm	Lumens (φ/nm)	λ (nm)	Power W [^] /nm	Lumens (φ/nm)
360	0	NR	490	112	NR	620	618	NR	750	15	NR	880	0	NR
365	0	NR	495	153	NR	625	563	NR	755	13	NR	885	0	NR
370	0	NR	500	216	NR	630	510	NR	760	11	NR	890	0	NR
375	0	NR	505	291	NR	635	456	NR	765	9	NR	895	0	NR
380	0	NR	510	366	NR	640	407	NR	770	8	NR	900	0	NR
385	0	NR	515	436	NR	645	359	NR	775	7	NR	905	0	NR
390	0	NR	520	492	NR	650	316	NR	780	6	NR	910	0	NR
395	2	NR	525	536	NR	655	277	NR	785	5	NR	915	0	NR
400	4	NR	530	567	NR	660	240	NR	790	4	NR	920	0	NR
405	7	NR	535	596	NR	665	208	NR	795	4	NR	925	0	NR
410	12	NR	540	619	NR	670	179	NR	800	3	NR	930	0	NR
415	25	NR	545	644	NR	675	154	NR	805	3	NR	935	0	NR
420	51	NR	550	671	NR	680	133	NR	810	3	NR	940	0	NR
425	100	NR	555	701	NR	685	114	NR	815	2	NR	945	0	NR
430	180	NR	560	735	NR	690	98	NR	820	2	NR	950	0	NR
435	315	NR	565	768	NR	695	83	NR	825	2	NR	955	0	NR
440	514	NR	570	798	NR	700	71	NR	830	1	NR	960	0	NR
445	828	NR	575	825	NR	705	61	NR	835	1	NR	965	0	NR
450	992	NR	580	843	NR	710	52	NR	840	1	NR	970	0	NR
455	652	NR	585	848	NR	715	44	NR	845	1	NR	975	0	NR
460	382	NR	590	844	NR	720	38	NR	850	1	NR	980	0	NR
465	282	NR	595	826	NR	725	32	NR	855	1	NR	985	0	NR
470	180	NR	600	800	NR	730	28	NR	860	1	NR	990	0	NR
475	119	NR	605	762	NR	735	24	NR	865	1	NR	995	0	NR
480	101	NR	610	719	NR	740	20	NR	870	1	NR	1000	0	NR
485	98	NR	615	669	NR	745	17	NR	875	0	NR			

Summary

$R_f = 73.2$
 $R_g = 93.9$
 $CIE R_a = 71.0$
 $R_g = -38.4$



Color Vector Graphics



Individual Sample Fidelity Index ($R_{f,i}$)

CES01 = 85	CES26 = 61	CES51 = 88	CES76 = 50
CES02 = 61	CES27 = 88	CES52 = 87	CES77 = 69
CES03 = 30	CES28 = 81	CES53 = 77	CES78 = 53
CES04 = 70	CES29 = 65	CES54 = 84	CES79 = 81
CES05 = 47	CES30 = 81	CES55 = 83	CES80 = 78
CES06 = 50	CES31 = 69	CES56 = 73	CES81 = 77
CES07 = 40	CES32 = 60	CES57 = 72	CES82 = 91
CES08 = 39	CES33 = 76	CES58 = 73	CES83 = 89
CES09 = 29	CES34 = 70	CES59 = 85	CES84 = 86
CES10 = 74	CES35 = 83	CES60 = 89	CES85 = 77
CES11 = 57	CES36 = 91	CES61 = 81	CES86 = 71
CES12 = 63	CES37 = 79	CES62 = 85	CES87 = 76
CES13 = 42	CES38 = 92	CES63 = 72	CES88 = 80
CES14 = 74	CES39 = 96	CES64 = 64	CES89 = 70
CES15 = 71	CES40 = 91	CES65 = 61	CES90 = 79
CES16 = 46	CES41 = 93	CES66 = 57	CES91 = 74
CES17 = 49	CES42 = 80	CES67 = 54	CES92 = 57
CES18 = 56	CES43 = 76	CES68 = 63	CES93 = 74
CES19 = 72	CES44 = 99	CES69 = 73	CES94 = 51
CES20 = 65	CES45 = 85	CES70 = 55	CES95 = 65
CES21 = 86	CES46 = 82	CES71 = 48	CES96 = 76
CES22 = 78	CES47 = 86	CES72 = 83	CES97 = 84
CES23 = 92	CES48 = 77	CES73 = 45	CES98 = 75
CES24 = 91	CES49 = 80	CES74 = 93	CES99 = 62
CES25 = 72	CES50 = 88	CES75 = 51	



Color Rendition by Hue-Angle Bin



Measure Comparisons



(END OF REPORT)